

Hands On Teaching (H.O.T.)



READING & SPELLING PROGRAMME

TOPIC 4

DISCRIMINATION
OF W RULES
ACTIVITY

3

Miranda Swift 2014

NAME:

DATE:

YEAR:


DATE COMPLETED:

Level 3 Topic 4
Discrimination Of W Rules 1, 2 & 3

AIM:

1. To know and recognize the 3 W Rules.
2. To be able to recognize and use different sound units in a word.
3. To be able to use word building and blending skills to read words.
4. To be able to use spelling strategies such as visual imagery, visualization and verbalization to help with spelling these words
5. To be able to read and spell W Rule 1, 2 & 3 words such as was, want, what, wash, wasp, swan, dwarf, warm, worm, word, work and world.

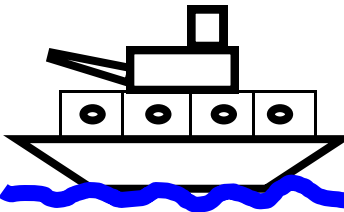
W Rule 1



"a"
sounding /ɔ/
after "w" or "wh"
as in wash

Swat the wasp in the
wash!

W Rule 2



"ar"
sounding /ɔr/
after "w" or "wh"
as in warship

Go forwards and warn
the dwarf of the war.

W Rule 3



"or"
sounding /er/
after "w" or "wh"
as in worm

The worm worked all
over the world!

The Dwarf And The Worm Wants To Work All Over The World Discrimination Activity

Equipment


The Dwarf And The Worm Wants To Work All Over The World Board 1, 2 and 3
Wash Cards
Dwarf Cards
Worm cards
Glue

Directions For Discrimination Activity


1. Print the three boards, the Wash Cards, the Dwarf Cards and the Worm Cards onto card.
2. Cut out the Wash Cards, the Dwarf Cards and the Worm Cards.
3. Place the 3 Boards, Wash Cards, Dwarf Cards and Worm Cards in front of the student.
4. Read these 21 words to your student.
5. If the word has a /wa/ sound as in wash, take a Wash Card write the word on it and then stick on the washing line.
6. If the word has a /war/ sound take a Dwarf Card and stick it on the warship. Then write the word on the warship.
7. If the word has a /wor/ sound as in worm, take a Worm Card write the word on it and then stick on the worm going round the world.
8. Can the student hear the difference between /wa/, /war/ and /wor/ now?
9. Remind the student to use visual imagery and linking to help with these difficult spelling patterns.

- | | | |
|----------|-------------|-------------|
| 1. wash | 8. work | 15. reward |
| 2. dwarf | 9. ward | 16. swan |
| 3. worm | 10. word | 17. want |
| 4. warm | 11. towards | 18. wand |
| 5. swap | 12. what | 19. worship |
| 6. world | 13. worth | 20. was |
| 7. warn | 14. wasp | 21. warship |

The Dwarf And The Worm Wants To Work All Over The World Board 1

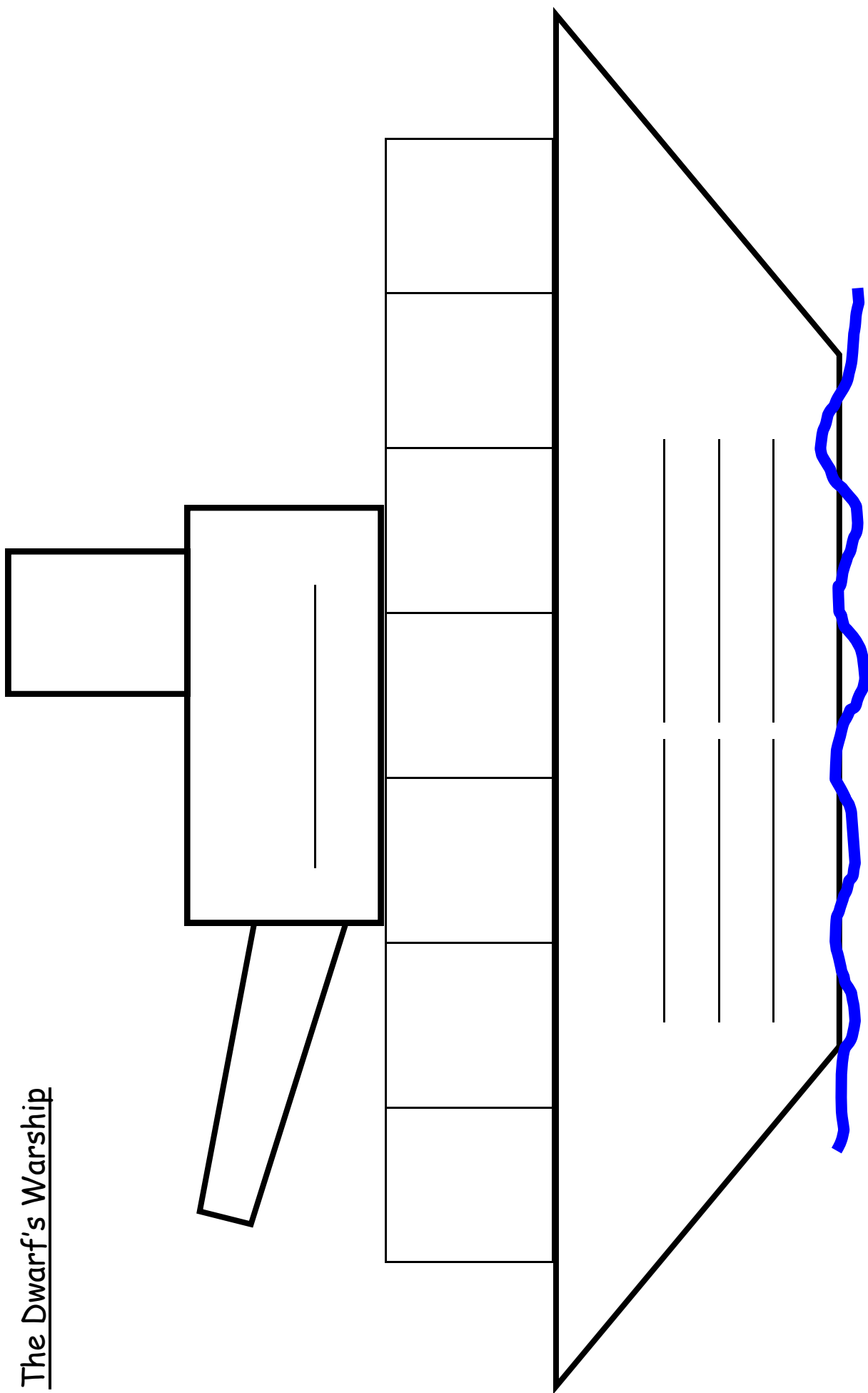


Washing Line



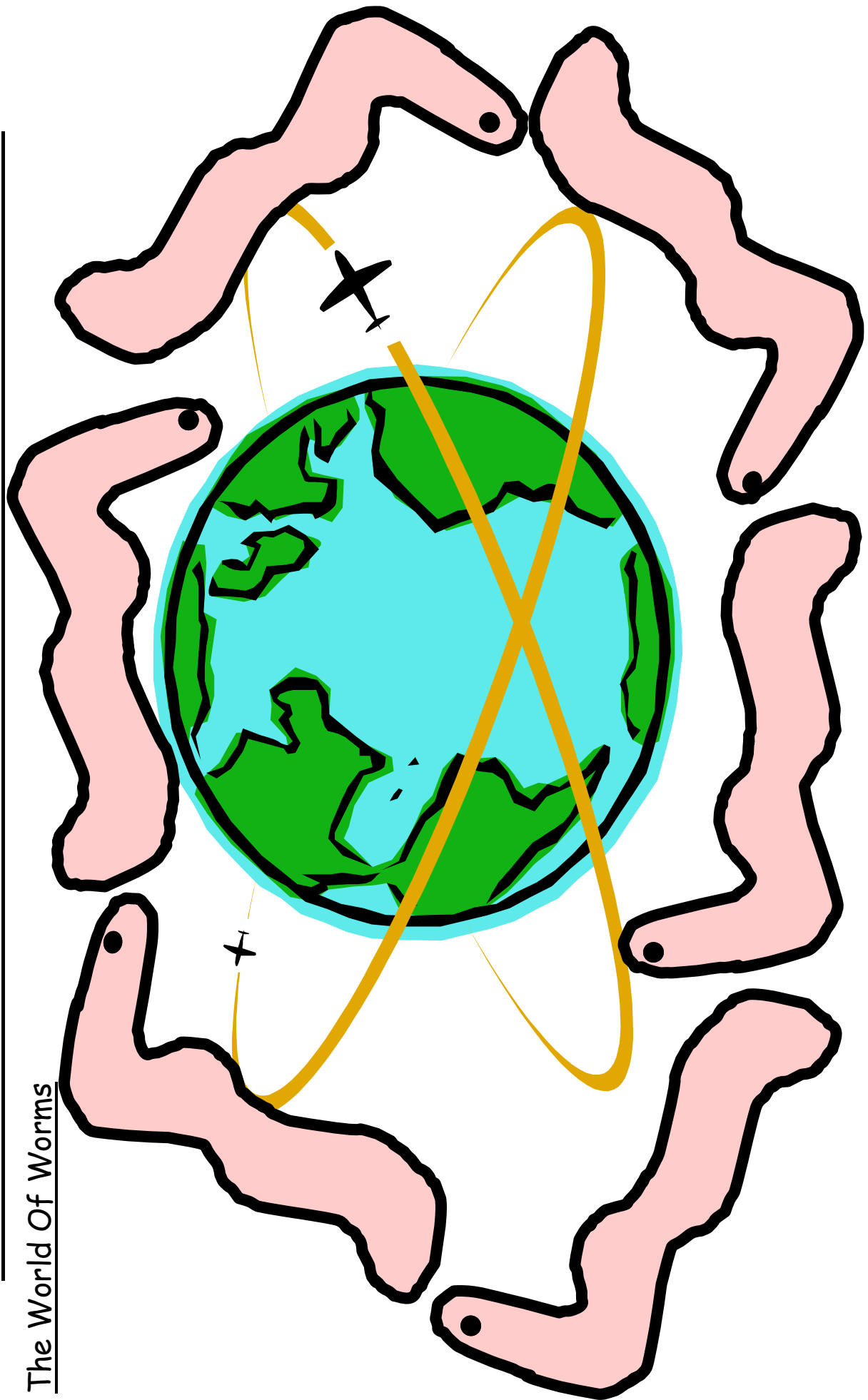
The Dwarf And The Worm Wants To Work All Over The World Board 2

The Dwarf's Warship



The Dwarf And The Worm Wants To Work All Over The World Board 3

The World Of Worms





Wash Cards Print onto card and cut out.

Dwarf And Worm Cards
Print onto card and cut out.

